



# e-news

from the Photographic Alliance of Great Britain

Issue 253 10 Apr 2020



Easter Bunny by Dianne Owen

Created for e-news by Dianne Owen <http://dianneowen.info>

For all of you, this will be a very strange weekend but The President, The Executive Committee and your Hon. Editor wish you a Very Happy Easter.



# MASTERS OF PRINT



FROM THE  
PHOTOGRAPHIC  
ALLIANCE OF  
GREAT BRITAIN

The **MASTERS OF PRINT** Exhibition has finished at Wilkinson Cameras in Liverpool and now, of course, it is unlikely to appear in another venue this year. I am sure that those of you who managed to see it will have enjoyed the show and I'm sorry that there may not be a further opportunity.

We are grateful to Wilkinson for making the exhibition available in such a convenient venue. The exhibition created considerable interest during its run at St Martin in the Bullring in Birmingham and they are keen to host it again.

Those who had an acceptance and have not been able to collect their badge will, I'm afraid, have to be patient until we are able to run public events again.

We have exciting plans for the next **MASTERS OF PRINT** later this year but these will now depend on factors beyond our control.

Keep reading your **e-news** for further information.



**DPAGB Troubled Times by Felicity Holden**

*More successful DPAGB photographs on the next page >>>*

**Photographs from successful DPAGB Print entries in November 2019.**  
(These are PDI of the prints which may not have looked quite the same.)



DPAGB Corvids In Flight by Paul Laurence Carter



DPAGB F3 In The Wet by Michael Foster



DPAGB Full Attack in the Rain by Nigel Griffiths



DPAGB Family Group by Laurie Campbell



**DPAGB Georgian Widow by Linda Trow Poole**

*More successful DPAGB Prints >>>*



DPAGB Cuckoo Robin Confrontation by Charles Kidd. A rare 30 point score



DPAGB Molly Leads by Cyril James Boyd



DPAGB Home Sweet Home by Peter Anthony Merrick



DPAGB Morning Light by Robert James Norris



DPAGB Redwing by Sheona Elliot

## AFRICAN HUNTING DOGS by DAVID SMITH CPAGB LRPS

*President, Surrey Photographic Association and Member of the PAGB Executive*

In most African countries, if you're lucky enough to see the endangered African Painted Hunting Dogs, your guide will tell you to sit towards the middle of the vehicle and not hang your arms over the side - in case the sight of European flesh drives them into a feeding frenzy. If there's a spotter on the front of the vehicle, they move quickly to the inside. The dogs are voracious predators, about the size of a Labrador, which hunt in packs. They can run up to 40-45 mph and can even take down a zebra.

That's usually the case. In the Mana Pools National Park in Zimbabwe, however, when you see the dogs you get out and go to see them. Our guide, who is doing a research degree on the dogs, assured us there has never been a recorded incident of dogs attacking humans and, sure enough, they took no notice of us. You are supposed to keep your distance, but no one had told the dogs that and, at times, they ran close past us, chasing each other back and forth.



Painted Hunting Dogs - Mana Pools by David Smith

They were finishing eating an impala when we arrived and the young ones were running off some energy. This image was taken from a distance of about 20m, as I wanted to get as large a group of them together as possible. This is the pack of dogs which was featured in the BBC series *Dynasties*.

My wife celebrated a zero birthday that day. The camp provided her with a cake at dinner which they said local tradition required her to cut and eat the first piece. She thought it had a strange consistency and was saved at the last minute when they admitted it was made from elephant dung! An excellent chocolate cake soon followed.

*We hope to feature something from other members of the PAGB Executive in later issues.*

e-news IS SPONSORED BY PermaJet



# FIAP We Stay Home Competition

We published the FIAP “Press Release” in good faith but it appears that the competition was not yet open and the link went nowhere. Apologies if you found it as frustrating as I did.

Find it now at <http://www.fiap-westayhome.net/fiap-WSAH.php>



## PROPOSED ADJUDICATION 15 August 2020 In Woodbury, near Exeter

At present, we only have 3 applications but we are provisionally offering an Adjudication in AV. We will need more applications at any of the three levels to proceed so, if you are interested, please apply via your Federation Awards Officer, as soon as you can and certainly before the end of April.

We will contact all of the applicants as soon as we can to confirm the details (Subject, of course, to any travelling problems at that time).

Details at <http://www.thepagb.org.uk/awards/som-awards-av/>

<<< We are delighted to announce that we have received enough applications to ensure that there can be an Adjudication for APM/AV although, of course, the 15<sup>th</sup> August date must remain provisional. It isn't too late to apply if you haven't yet done so.

Received so far are -

- 5 CPAGB/AV (including one joint application)
- 4 DPAGB/AV and 2 MPAGB/AV

Katy Love  
Creative Director  
katy@poty.co.uk

@ukpoty  
@ukpoty

### LANDSCAPE

PHOTOGRAPHER OF THE YEAR

Open for entries until  
10 May 2020  
[www.ipoty.co.uk](http://www.ipoty.co.uk)



Watch out for “A Country Church by Clive Tanner MPAGB FRPS APAGB in your next issue of e-news.

Another Easter greeting by Dianne Owen



# BOSHAM GALLERY

FINE ART PHOTOGRAPHY

World renowned photographer, **CHARLIE WAITE**, announces his unique, personal and never before seen works to be exhibited at Bosham Gallery.

Bosham Gallery are excited to announce an exhibition of **52 Hidden Works** that trace the career of Britain's most collected landscape photographer from 1970 to the present day.

Showcasing arguably some of his most artistic works and a passion for black and white silver gelatin printing, these images, until today, have never been shared.

In the 1970s and 1980s Waite worked very much for the benefit of book editors; as a result some of Waite's strongest work has remained hidden for decades. In 2019 Bosham Gallery were privileged to be given exclusive access to Waite's vast archive and have curated a collection of 30 colour and 22 black and white photographs to exhibit between **28th March & 10th June 2020.**



Cienfuegos Study 1, Cuba | © Charlie Waite All Rights Reserved  
sales@boshamgallery.com | 44 (0)1243 681271 | www.boshamgallery.com



Charlie Waite and Luke Whitaker 300dpi © Bosham Gallery



West of Child Okeford, Cranborne Chase, Wiltshire, England 2017 © Charlie Waite

# KEEP CALM AND CARRY ON

Buckley Camera Club has as of this weekend 21st March 2020 started an On-Line Buckley Camera Club via Facebook (at this stage). Andy Lweis has set this up after being badgered by many in the Camera Club. The aim is to have a series of photographic challenges and projects to carry out while at home. The project for this week was to produce rainbow type colour patterns using a light source, water and cooking oil on the water or similar. The Club has already gained two new members joining the Buckley Camera Club Online.

[www.buckleycameraclub.co.uk](http://www.buckleycameraclub.co.uk)

## Buckley Camera Club



It is hoped that, in this way, we be able to grow our membership for the future.

Peter Lancaster, Buckley Camera Club



## Dorchester Camera Club

We've set up Virtual Camera Club, with a Members Room, on Facebook. We have a weekly theme & also encourage people to post photos for critique or to talk about their favourite photos.

We have discussions – e.g., favourite photography books - and we share links and tips. People can ask questions and help each other out, It's a place where we can chat together and keep each other company. We have had a committee meeting using Zoom and we now plan to use that to run competitions with remote judges.

One of our members is setting up a new, interactive members website which we will use for informal competitions judged by our own club judges and membership. We are using Dropbox to share DVDs with permission and also to share the results of a two-way image critique exchange with our Twin Club in the Netherlands, Fotoclub De Rarekiek.

Finally we are keeping in touch with everyone through email and are encouraging people to look through their catalogues with PAGB & RPS Distinctions in mind, or try panels, AV making, home set ups etc. We will have a celebratory meeting when we return so everyone can showcase their 'social distance projects'.

We have no intention of giving up or letting this beat us. We can be as active in the virtual world as we are in the physical world. From the feedback we are getting our members appreciate this and are keen to join in and face new challenges.

Helen Jones, Chair, Dorchester Camera Club [www.dorchestercameraclub.co.uk](http://www.dorchestercameraclub.co.uk)

# BPS


BRIDGWATER PHOTOGRAPHIC SOCIETY

Bridgwater Photographic Society usually meet every Tuesday evening for a mix of competitions, lectures and practical events, all in a social and welcoming environment. So, it was with reluctance, that the committee agreed to suspend meetings on health safety grounds on 17th March.

Within a week, we have held a trial competition using the 'Competition Entry System' software and we have experimented with various PC streaming/meeting software like Zoom, so regular online competitions and online meetings have become a serious possibility.

We all love our hobby with its competitive and social aspects so, in these times of suspension, it is vitally important for all our wellbeing to use technology to maintain contact, share images, hold competitions and discuss an online tutorial or a lecture. One interesting spinoff is ability to use judges or lecturers from all over the UK or even worldwide! Give it a try, it's all surprisingly easy.

Martin Barber, Chairman Bridgwater Photographic Society, Somerset [www.bwps.org.uk](http://www.bwps.org.uk)



Afan Nedd held a photo marathon in March with twelve themes being announced at in the morning. The pics had to be taken in your house or the garden.

I have also set up The "Chairman's Online Challenge", which has a Monochrome theme and an out of area judge, Cherry Larcombe DPAGB ARPS BPE5 EFIAP.

We have two monthly competitions left. One is being judged by video and another is being typed up.

One of our members will do a critique online on Apr 22 with Paul Branchflower AWPf. Morriston CC have organised The Bay Challenge Nine way online Battle in Apr..

Gareth Martin AWPf CPAGB Chairman/Programme Sec/External comp Sec



From Pam Sheldon, Publicity Officer for Mold Camera Club


On Monday 16th March Mold Camera Club held a critique evening in our private club Facebook group. The idea was to submit images and all go online at 7:30pm when our usual meeting would normally have started.

It went extremely well. We had plenty of images to critique and it was an excellent evening that went ahead at full steam for just under 2 hours. We have a couple of club judges in our club and it was good to get their opinions but also great to see our regular members getting involved, posting their own images for discussion and for offering their own opinions on images.

An upside to doing this online was that several members edited their images whilst the session was still going on and were able to show us the changes that had been suggested so that we could decide if those changes were justified or not. Some of these photographs are shown below.



MoldCC Elaine Williams version 1



MoldCC Elaine Williams version 2

Waterfall by Elaine Williams, taken on her mobile phone that day. She made some alterations "live" based on the critique offered.



MoldCC Geoff Rimmer



MoldCC Jonathan Frings Rachelle



MoldCC Julia Hodson Bird



MoldCC Tracey Edwards Narcissi

3. Focus on the Eye by Geoff Rimmer. 4. Rachelle by Jonathan Frings 5. Bird image by Julia Hodson. 6. Narcissi by Tracey Edwards, Tracey is one of our newest members and really threw herself into this challenge.



MoldCC Jan Wilson version 1



MoldCC Jan Wilson version 2

Little Owl Cheshire by Jan Wilson. "I am so fortunate to belong to Mold Camera Club, the members are all extremely helpful and willing to share their knowledge freely. This is given on a one to one within club or on one of the walks organised through the Summer when the club breaks. The critique was fantastic, from lowering the highlights to a crop which takes off the lower tree so it wasn't distracting. This meant going from a square format to an oblong which I think suits the Little Owl better"



The Dumfries CC Development Group has been meeting regularly for some time and has now started meeting remotely using the Zoom platform. This has been extremely enjoyable. Everyone taking part agreed that they were able to improve their images after discussion, and we found that 90mins concentrating on something other than virus news is very therapeutic!

The platform is extremely easy to use, with a computer which has a camera and microphone, but can also work perfectly well by logging on with a computer without these facilities AND a smart phone, so is accessible to all camera club members. Zoom allows us to see all other participants plus the screen of one participant, so each of us in turn shares our screen to display an image for discussion.

We have found that 6 participants is optimal, so run 2 sessions a month to cover everyone. With 6 participants each member has an opportunity to show an image, and to comment on all the other images. We have adopted a fairly formal format in that the chairperson invites each member in turn to display an image and describe what they feel about it and what they would like help with. The platform offers options of a "chat box" using which participants can signal to the chair that they wish to speak, however with six people this is only occasionally used, as usually a natural pause allows someone else to come in, or a hand wave alerts the chair that a member wanted to comment.

Participants have been using their time isolated from others to develop skills, such as production of fantasy images, post production techniques, still life, and macro genres. We are hoping for good scores next season! Jean Robson LRPS



Study leaves by Sheila Faries

Most of the Clubs who have featured here seem to be using the Zoom platform but there are many more options such as Microsoft Teams , Skype Facebook, U tube live, and Webex which has been around for years. Some of these are discussed in the Brun pdf download below



**Brun Audio Consulting Ltd**  
Innovate, Optimise, Inspire.

[www.brun.co.uk](http://www.brun.co.uk)

## Isolated Meetings and Remote Judging for Camera Clubs

There are many resources available to individuals and organisations wishing to work remotely during the coronavirus pandemic. COVID-19. This document is aimed specifically at photographic clubs although much of the content is more widely applicable.

Topics covered include:

- Use of social media to keep in touch, share images and run informal competitions.
- Online Meetings
- Sending image files to judges



Isolated Meetings and Remote Judging.pdf

Please feel free to share it provided my name and web site link are not removed.



# Some suggestions from Steve Proctor

<https://stproc.net/>

## *Things to do with your camera*

Self portrait	<b>Use natural, available or flash light to grab a few shots of yourself.</b>
Photograph family members	Create some family photos in either a formal or relaxed style.
Photograph some textures	Capture some textures from within the home to use in post-processing.
Springtime in the home	Photograph new life as spring starts to show itself in the garden. Shoot in-situ or in a macro set-up.
High Speed Photography	Try dropping things into a tank of water and using flash to freeze the moment.
A Bowl of Fruit	Photograph a still-life of a bowl of fruit using different lighting and processing.
Cut Flowers	Photograph some cut flowers as they bloom and then decay. Try adding lighting and textures.
Smoke Trails	Photograph smoke trails against a dark background using directional light.
Pets	Photograph that furry thing that seems to live in your house (not your husband!)
Clean your camera kit	Get your kit in pristine condition by giving it a good clean (be careful and confident in your ability if you're going to clean the sensor).
Macro at home	Take a different look at your home through a <u>macro lens</u> . You'll find patterns, textures and shapes you didn't know existed until you looked down a macro lens
Coloured water in glasses	Get a selection of glasses, add water and your choice of food colouring to them. Place them on a clear, reflective surface (glass on white paper works well) and place a large piece of white card behind them.
Frozen items	Pop some things (flowers, fruit, leaves, etc) in water, freeze them and try shooting them with a macro lens.
Oil on water	You'll need a camera with a close focus facility, tripod, a light source, a clear dish, water, oil and something to add colour to your shot.

## *Things to do on your PC*

Re-edit an old photograph	<b>Re-edit an old photograph to see how your skills have developed or your style has changed.</b>
Organise your photos	Re-organise your photographs on your PC, cull the images that are no longer up to your standard.
Plan some projects	Create plans for when the virus has cleared and we can get back out there.
Creative Image	Make a creative image from scratch using your own images and textures.
Triptych	Create a triptych from images that work together to make something new from exiting parts.
History	Read up on the history of photography.
Research a topic	Find something that interest you and learn more about it, practicing and refining your knowledge.
Learn to Cut-Out	Refine your 'cutting out' techniques to be able to quickly extract parts of an image.
Read a book by a historical photographer	Read something by a renowned photographer such as Ansel Adams, Robert Capa, etc...
Frame & mount	Frame, mount and hang one of your favourite photographs where it can be seen.
New Photoshop technique	Learn a new Photoshop technique that will boost your post-processing skills.
Salons	Look online at the images that are accepted into national or international salons for inspiration.
Create a Website	Get your pics online for the world to see by designing and populating your personal website. Adobe include a free one with a subscription and there are plenty of options at WordPress.
Learn to Print	If you have a printer, read up (YouTube) on how to get the very best out of your printer and get printing.
Mono	Improve your monochrome images by learning new techniques and methods.

**Now that many people have a lot of time of their hands, they are possibly looking to try out something new.  
Jill K Bunting CPAGB-AV, LACI & John Smith APAGB, CPAGB, Hon LCPU**

No doubt everyone has lots of images filed away - why not try putting them to a piece of music or telling a story by adding text or a voice over. Maybe try and make a one minute show and then post it on Facebook for us all to enjoy watching. It really isn't that difficult ..... although beware - it can become very addictive!

Here are some active links which might help you get started:

The PTE AV Studio software can be downloaded from <http://www.wnsoft.com> There is an active Forum on the website with lots of tutorials, information, some free music and help pages.

A link to the User Guide can be found at <https://www.wnsoft.com/en/pte-av-studio/help/>

There are also online help pages at <https://docs.picturestoexe.com/en-us/10.0/main>

Free music can be obtained via the PTE Forum <https://www.picturestoexe.com/forums/topic/18786-free-music-sfx-resource-over-2000-tracks/>

Creative Commons music can be found here <https://creativecommons.org/about/programareas/arts-culture/arts-culture-resources/legalmusicforvideos/>

There is Audacity, a free sound editor, that can be used to add some effects <https://www.audacityteam.org/download/>

Our website for all things 'AV' is AV News: <http://www.avnews.org.uk> Sign up to receive our free occasional 'AV Links' newsletter at <http://www.avlinks.org.uk>

Remember to save your project often, with each version under a different name holiday1, holiday2, holiday 3 etc - then you can always go back to an earlier version.

Once your sequence is made, you can 'publish' it by selecting the required option from the 'Publish Show' dropdown box in the top right corner.

If you want to be able to send your work in progress to someone else for help - you need to go to file/create back up in zip (this then takes all the pictures and sounds you have used plus the PTE file itself and puts them into a zip folder.) The other person can then unzip them and, by now having all the pictures and sound, be able to work on the sequence.

If you get really stuck, you can email us at [infotech@avnews.org.uk](mailto:infotech@avnews.org.uk) Keep safe and well.

At Bury St Edmunds PS we had our first online meeting last week on the 19<sup>th</sup> March using conference software, Go to Meeting, where two members, from the comfort of their own homes, each gave great live presentations on their photography passions to the 40 odd members who joined. This would have been done in the meeting hall had the situation been different. This week we will have a competition much in the same way with a judge at home, again doing it live and the Club's competition software being screen-shared instead of projected. This means we will see on our screens at home that, that we would have seen of the projector screen in our hall. In the revised programme, which has been extend into our normal summer recess we have a few out of club speakers who will be giving us their talks live on line, some fun competitions and even the odd practical nights. In fact, one of our speakers unfortunately for him will be doing his presentation away from his home, so this one will be from outside of the UK



We also had a Committee meeting using conferencing software and it worked well with the few sceptical members being impressed with it by the end of the meeting. In addition to BSEPS a couple of us are members of the Beyond Group and there we used conferencing software for our recent meeting and that too went very well. Both, BSEPS and Beyond members are now looking forward their next meeting.

We have embraced this technology, which is easy to use it helps keep the "ball rolling" for the club and its members, but also it keeps us connected with each other, which given the current lockdown is the next best thing to a physical meeting.



<< Watford Camera club meeting online for an informal competition





**HARROW CAMERA CLUB**  
*Celebrating Photography*

Julia Wainwright DPAGB ARPS  
website manager

[www.harrowcamera.co.uk/](http://www.harrowcamera.co.uk/)



Harrow Camera Club held their first 'online' competition recently. (See 1<sup>st</sup> and 2<sup>nd</sup> placed images above). The committee discussed a number of options but, for this first competition, we decided to keep it simple (as a club we're not as technologically advanced as some) and it worked well. Our approach was:


- members submitted their digital competition images in the usual way
- images were imported into our usual Photo Judging Software (ImageComp Pro) from which an anonymised image set and score sheet was produced
- image set and scoresheet were then sent to the judge Cat Humphries who judged them at home recorded the judging and then returned the score sheet and video to us
- results and images were then loaded onto our website.
- video of the judging was loaded onto Vimeo and then embedded into a page on our website to avoid using too much website space

Our next online competition is already scheduled and, meanwhile, we are working on more advanced technical solutions which we hope to get up and running soon - aided by the generous sharing that has been happening on the UK Club Photography Facebook group.

Undaunted by the coronavirus making normal meetings impossible, **Leighton Buzzard Photographic Club** are determined to carry on and have moved all their activities online.


On Wednesday 25 March the Club therefore ran their sixth internal competition of the 2019-20 season as a "webinar" via Zoom. The event was a great success and paves the way for running future meetings – whether competitions, guest speakers or practical sessions – through internet conferencing.

The set subject was "Geometric" and the entries displayed imaginative and creative interpretations of the subject. Buildings and other structures predominated but addressed in a variety of approaches and styles. Our independent judge was Kathy Chantler, a very experienced photographer and Chairman of ImageZ Camera Club in Weston Turville.



Top performer for prints (which were unavoidably judged on this occasion as projected digital images) was Sally Kitchingman. Top performers for projected digital images were John Booth and Pam Cruise (beginners and improvers section) and John Curd and Patrick Linford ( advanced section).

We are always keen to share our passion for photography and we provide a warm welcome for new members. See our website for full details of how we are continuing our activities online. I'm sure this will be the way forward for many clubs and, possibly a useful resource for the future when this present crisis is over, as it will enable us to attract speakers and judges from all over the UK to give online presentations. The Zoom conferencing platform was relatively easy to set up and we used the mid-tier paid version as this enabled uninterrupted viewing instead of the 40 minute cut off of the free version. Money well spent at £11.99 per month +VAT. Patrick Linford, Club Reporter.



[www.lbpc.org.uk](http://www.lbpc.org.uk)

Princes Risborough Photographic Society took on the challenge keeping our club going by holding remote meetings, in these exceptional times, with our first online competition on Monday 23rd March, judged by Jeff Lawrence of Bracknell C.C. It was at first, for all of us, quite a steep learning curve, as we wanted to share our competition software for keeping score and to carry out run-throughs as we normally do, using PhotoComp. A bit of testing, using the Zoom Conferencing App, convinced us that we could get decent image quality by screen sharing, managed off one screen rather than the two screen set up normally used in person.

- Free Zoom has a 40 minute limit which isn't enough to allow you to get set up in anything less than a rush! Webex doesn't have this time limit in the free version. Paid subscriptions are about £12/15 a month and we will probably go this way.

- Sharing the images with the judge first is a good idea - we used dropbox. This avoids issues with streaming but we had great image quality. You might have to read titles out as they were occasionally obscured in the judges viewer

- It's a good idea to have one person manage the meeting as host and another manage the competition images.

Next time we might try recording it!



1. Some Can, Some Can't




2. Please Don't Look at Me Like That\_1



3. Keepers Ball

Congratulation to David Fisher 1<sup>st</sup> with Some Can Some Can't!, David Howlett – 2<sup>nd</sup> with Please Don't Look At Me Like That and David Gibbs, 3<sup>rd</sup> with Keeper's Ball.



and finally...

Despite being socially isolated we can still do this!



This Scottish Summer by David Mair from his successful DPAGB Print entry in November 2019